

10/2021

# HAND TOOLS

The strong tool for strong connections! Easy to operate, tried and tested, and simply good!



A member of **SFS**



**GESIPA®**





***GESIPA® hand tools***

# **GESIPA® BLIND RIVET HAND TOOLS**

The strong tool for strong connections!



## **NTX and NTX-F**

Easy to operate, tried and tested, always good but now even better! GESIPA® has not only redesigned the classic NTX tools themselves but also optimised the surfaces and handles. By utilising a soft rubber material, the new ergonomically designed handles make it easier to work while substantially relieving the strain on the hands.

## **Advantages**

Due to the effortless lever system a simple one-hand operation is ensured.

The GESIPA® NTX and NTX-F are provided with the specially hardened GESIPA® jaw system.

They are equipped with the most commonly used GESIPA® nosepieces secured directly on the tool. The nosepieces are quick and easy to change.

GESIPA® ensures a worldwide service and available spare parts for decades to come.

# OVERVIEW GESIPA® BLIND RIVET HAND TOOLS



## **NTS**

The basic tool for all do-it-yourselfers  
The proven and smooth mechanism of high-quality pressure casting provides for professional quality.

## **NTX**

Tried and tested technology and quality  
Easy to operate, tried and tested, always good but now even better.

## **NTX-F**

Improved performance thanks a newly designed housing  
With additional opening spring for automativ ejection of the mandrel.

## **Flipper®**

For easy handling with only one hand  
The required manual force is reduced by around 40 percent if actuated several times.

## **Flipper® Plus**

One setting tool, two functions  
The combi setting tool for blind rivets and blind rivet nuts.

## **HN 2**

The lever riveting tool from GESIPA®  
Wear-free, smooth; simple and easy handling.

## **SN 2**

The lazy tong riveting tool from GESIPA®  
Favourable lever arm arrangement with 4 joint slide block bearing – reduced effort.



# ***Tried and tested technology and quality in a new design***

NTX & NTX-F

## **Lettering**

GESIPA NTX visually upgraded with Made in Germany lettering

## **Jaws**

Specially hardened GESIPA® jaw system

## **Surface**

Power-coated abrasion-resistant housing surface in GESIPA® colour

## **Housing**

Improved performance thanks to newly designed housing

## **Nosepieces**

Equipped with the most commonly used GESIPA® nosepieces secured directly on the tool; quick and easy to change

## **Handles**

Improved haptics by use of softer material, non-slip even in oily environments

Visually upgraded by GESIPA® logo and contrast stripes



## **Ergonomics**

Ergonomically formed handles for working efficiently without fatigue

## **Locking clip**

Optimised locking clip (NTX-F)

## **Environmentally friendly**

Environmentally compatible thanks to PVC-free handles



# Combi setting tool Flipper® Plus



## Converted in under 1 minute in just a few simple steps



**1. Removal**  
Remove the parts shown in the image



**2. Installation**  
Install the threaded mandrel and nosepiece


























**3. Converted**  
Converted to a blind rivet nut setting tool



# TECHNICAL DATA GESIPA®

## BLIND RIVET HAND TOOLS

Tool	Material / Ø			Weight
<b>NTS</b> 	 up to Ø 5 mm up to Ø 4 mm up to Ø 4 mm	 up to Ø 4,8 mm up to Ø 4 mm up to Ø 4 mm		480 g
<b>NTX</b> 	 up to Ø 5 mm up to Ø 4 mm up to Ø 4 mm	 up to Ø 4,8 mm up to Ø 4 mm up to Ø 4 mm		575 g
<b>NTX-F</b> 	 up to Ø 5 mm up to Ø 4 mm up to Ø 4 mm	 up to Ø 4,8 mm up to Ø 4 mm up to Ø 4 mm		575 g
<b>Flipper</b> 	 up to Ø 5 mm up to Ø 4 mm up to Ø 4 mm	 up to Ø 4,8 mm		750 g
<b>Flipper Plus</b> 	 up to Ø 5 mm up to Ø 4 mm up to Ø 4 mm	 up to Ø 4,8 mm	Dimensions for blind rivet nuts can be found on page XX.	750 g
<b>HN 2</b> 	 Ø 3 up to 6,4 mm	 Ø 3 up to 6,4 mm*	 Ø 3 up to 6,4 mm*	1,85 kg
<b>SN 2</b> 	 Ø 3 up to 6,4 mm	 up to Ø 6,4 mm	 up to Ø 4,8 mm	1,93 kg



standard blind rivet



G-Bulb



PolyGrip®

\*except Ø 6,4 stainless steel

Total length	Stroke	Accessoires	Part no.
275 mm	8 mm	Nosepieces 10/18, 10/24, 10/27, 10/32 1 maintenance wrench operating instructions with spare parts list	<b>143 4028</b>
260 mm	8 mm	Nosepieces 10/18, 10/24, 10/32 1 maintenance wrench operating instructions with spare parts list	<b>143 4040</b>
260 mm	8 mm	Nosepieces 10/24, 10/27, 10/32 1 maintenance wrench operating instructions with spare parts list	<b>143 4042</b>
221 mm	16,2 mm	Nosepieces 10/18, 10/24, 10/29 1 maintenance wrench (on magazine) operating instructions with spare parts list	<b>143 3950</b>
217 mm	16,2 mm	Nosepieces 12/20, 12/24, 12/29, 12/M4, 12/M5 and 12/M6 Threaded mandrel conversion kit: M4, M5 and M6 1 Maintenance wrench, 1 Allen key 1 jaw insertion aid operating instructions with spare parts list	<b>157 1258</b>
570 mm	10 mm	Nosepieces 16/29, 16/32, 16/36, 16/40, 16/45 Spent mandrel container operating instructions with spare parts list	<b>143 4107</b>
310 mm (closed) 810 mm (opened)	10,5 mm	Nosepieces for Ø 3,2 mm, 4,0 mm, 4,8 mm 6,0 mm and 6,4 mm operating instructions with spare parts list	<b>145 6674</b>



all materials



Alu



Steel/steel



Stainless steel A2/A4



## **BLIND RIVET NUT HAND TOOLS FROM GESIPA®**

Easy to operate, tried and tested, and simply good!



## OVERVIEW GESIPA® BLIND RIVET NUT HAND TOOLS



### **GBM 10**

Tried and tested technology and quality in a new design  
GESIPA® has not only redesigned the classic GBM 10 tools themselves but also optimised the surfaces and handles.

### **GBM 40-R**

The manual blind rivet nut setting tool with ratchet function  
The GBM 40-R's compact design ensures with its integrated ratchet function an efficient transmission and an optimal setting process.

### **GBM 50**

The manual blind rivet nut setting tool with quick drilling unit  
For a quick drill configuration for fast and simple drilling in and out of the threaded mandrel; a favourable.

### **FireFly**

Force and intelligence for setting blind rivet nuts  
the well-proven principle of operation of the GESIPA® hand riveting tool Flipper® spares up to 40% of the hand force for setting blind rivet nuts.

### **Flipper® Plus**

Virtually tool-free conversion from blind rivet to blind rivet nut setting tool  
Converted in under 1 minute in just a few simple steps.



# ***Tried and tested technology and quality in a new design***

GBM 10

## **Lettering**

GESIPA GBM 10 visually upgraded with Made in Germany lettering

## **Threaded mandrel**

Threaded mandrel protection via spring ring for fast too-free replacement of the threaded mandrel

## **Stroke adjustment**

Simple stroke setting via knurled nut for safe and complete setting of the blind rivet nuts

## **Handles**

Improved haptics by use of softer material, non-slip even in oily environments

## **Ergonomics**

Ergonomically formed handles for working efficiently without fatigue

## **Environmentally**

Environmentally compatible thanks to PVC-free handles

## **Housing**

Improved performance thanks to newly designed housing

## **Surface**

Powder-coated abrasion-resistant housing surface in GESIPA® colour

Visually upgraded by GESIPA® logo and contrast stripes




## **Locking clip**

Optimised locking clip



# Combi setting tool Flipper® Plus



## Converted in under 1 minute in just a few simple steps



### 1. Removal

Remove the parts shown in the image



### 2. Installation

Install the threaded mandrel and nosepiece






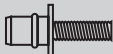






### 3. Converted

Converted to a blind rivet nut setting tool



## TECHNICAL DATA

### GESIPA® BLIND RIVET NUT HAND TOOL

Tool	Material / Ø	Weight	Total length
<b>GBM 10</b> 	 M3* up to M6 up to M5	600 g	260 mm
<b>GBM 40-R</b> 	  M3 up to M10 M4 up to M8 M3 up to M12	1,25 kg	212 mm
<b>GBM 50</b> 	  M3 up to M10 M4 up to M8 M3 up to M12	2,4 kg	485 mm
<b>FireFly</b> 	 M3 up to M6 M3 up to M5	750 g	210 mm
<b>Flipper® Plus</b> 	 M4 up to M6 M4 up to M5 Dimensions for blind rivets can be found on page XX.	750 g	217 mm

\*Special accessories required

 Blind rivet nut
 Blind rivet nut stud

Stroke	Accessoires	Part no.
7 mm	Threaded mandrel and nosepiece (optional M4-M6) Maintenance instructions with spare parts list Stroke table	<b>M5 – 143 4761</b> <b>M4 – 145 7087</b> <b>M6 – 145 7088</b>
6 mm	Threaded mandrel and nosepiece (optional M3 - M12) Maintenance instructions with spare parts list Stroke table	<b>161 9731</b>
7 mm	Threaded mandrel and nosepiece (optional M3 - M12 ) Maintenance instructions with spare parts list Stroke table	<b>161 9730</b>
9 mm	Threaded mandrel and nosepiece Maintenance instructions Stroke table	<b>M5 – 143 5454</b> <b>M3 – 145 7653</b> <b>M4 – 145 7654</b> <b>M6 – 145 7655</b> <b>6-32 UNC – 145 7656</b> <b>8-32 – 145 7657</b> <b>10-24 UNC – 145 7658</b> <b>10-32 UNF – 145 7659</b> <b>1/4"-20 UNC – 145 7660</b>
16,2 mm	Nosepieces 12/20,12/24,12/29, 12/M4,12/M5 and 12/M6 Threaded mandrel conversion kit: M4, M5 und M6 1 maintenance wrench, 1 allen key 1 jaw insertion aid Maintenance instructions with spare list	<b>157 1258</b>



All materials



Alu



Steel/steel



Stainless steel A2/A4



# ACCESSOIRES BLIND RIVET HAND TOOLS AND BLIND RIVET NUT HAND TOOLS

The wide range of accessories allows the tool to be adapted to deal with almost any challenge.

## Riveting kit

Functional kit with the blind rivet hand tool NTX and 12 blind rivet sizes



### Blind rivet sizes:

Alu/steel	3.0 x 8.0 mm	Alu/steel	4.0 x 10.0 mm
Alu/steel	3.0 x 10.0 mm	Alu/steel	4.0 x 12.0 mm
Alu/steel	3.0 x 12.0 mm	Copper/steel	3.0 x 6.0 mm
Alu/steel	4.0 x 5.0 mm	Copper/steel	4.0 x 6.0 mm
Alu/steel	4.0 x 6.0 mm	Alu/steel	3.0 x 5.0 mm
Alu/steel	4.0 x 8.0 mm	Alu/steel	3.0 x 7.0 mm

## Junior riveting kit

Functional kit with blind rivet hand tool NTX and 5 blind rivet sizes



### Blind rivet sizes:

Alu/steel	3.0 x 6.0 mm
Alu/steel	3.0 x 8.0 mm
Alu/steel	4.0 x 6.0 mm
Alu/steel	4.0 x 10.0 mm
Steel/steel	3.0 x 6.0 mm

## Junior riveting kit PolyGrip®

Functional kit with blind rivet hand tool NTX and 5 PolyGrip® blind rivet sizes



### PolyGrip® blind rivet sizes:

Alu/steel	3.2 x 8.0 mm
Alu/steel	4.0 x 10.0 mm
Alu/steel	4.0 x 17.0 mm
Alu/steel	4.8 x 10.0 mm
Steel/steel	4.8 x 17.0 mm

## Blind rivet nut box

GBM 10 with threaded mandrel and nosepiece M5



Including threaded mandrels and nosepieces M4 and M6, different blind rivet nut dimensions M4 to M6 made of alu for joint thicknesses of 0.25 to 3 mm.

### Blind rivet nut sizes:

Alu M4 x 6 x 11.0 mm

Alu M5 x 7 x 11.5 mm

Alu M5 x 7 x 13.5 mm

Alu M6 x 9 x 15.5 mm

## Flipper® box

Blind rivet hand tool Flipper® in a lightweight plastic carrying case



### PolyGrip® blind rivet sizes:

PolyGrip® Alu/steel 3.2 x 8.0 mm

PolyGrip® Alu/steel 4.0 x 10.0 mm

PolyGrip® Alu/steel 4.8 x 10.0 mm

## FireFly box

In a functional plastic carrying case



Equipped with M5 nosepiece and threaded mandrel, with 2 mini packs alu blind rivet nuts M4 and M5 as well as nose-piece and threaded mandrel M4, operating instructions and stroke adjustment list

## Flipper® Plus-Box

The combi setting tool in a practical and robust box



Including Nosepieces 12/20, 12/24, 12/29, 12/M4, 12/M5 and 12/M6 as well as a threaded mandrel conversion kit: M4, M5 and M6, 1 jaw insertion aid and a storage box.

Weight: approx. 1.6 kg

Dimensions: 340 x 275 x 56 mm



# DO-IT-YOURSELF

Das komplette Programm bei Ihrem Händler

## Hand riveter NTS

For easy setting blind rivets



Slim design of tool body for setting rivets in narrow places, self opening spring for automatic mandrel ejection.

## Service pack

Washers and one of drills handy



### Content

50 pcs. of washers 3.1 and 4.1 mm Ø  
and one of drills 3.1 and 4.1 mm Ø

## Blind rivet nut tool GBM 5

For easy setting blind rivet nuts



Easy steoke adjustment, quick exchange of mandrel.

Working range:

Blind rivet nuts from M4 to M6 Alu and up to M5 steel and stainless steel.

## Blind rivet assortment

Three standard dimensions ready to hand



### Content

100 blind rivets in alu/steel:  
4 mm Ø x 6 x 8 x 10

## Nietboy

Everything under control with the Nietboy



The handyman's riveting kit including NTS hand riveter and a selection of 100 rivets, washers and a drill.

## Blind rivet nut assortment

Setting one or two blind rivet nuts quickly? No problem!



### Content

Each one threaded mandrel M4 and M5 for NTS and NTX.  
Each 8 blind rivet nuts M4 short and long.  
Each 8 blind rivet nuts M5 short and long.

## Mini pack blind rivets and blind rivet nuts

Optimal for hobby and job!



26 of the standard blind rivets in alu/steel, steel/steel and copper/bronze in practical mini-packs.



# ASSIGNMENT NOSEPIECES

Hand-, lever- and lazy tong riveting tools

Rivet-Ø mm	Rivet material	NTS, NTX, NTX-F, Flipper®		Flipper® Plus		SN2		HN2	
		nosepiece	Part no.	nosepiece	Part no.	nosepiece	Part no.	nosepiece	Part no.
2.4	Alu	10/18	<b>143 4055</b>	12/20	<b>157 2920</b>	-	-	-	-
3.2	CAP®-Alu, CAP®-Cu	10/18	<b>143 4055</b>	-	-	-	-	-	-
3 and 3.2	Alu, Cu, steel, stain- less steel, Stinox, Alu, PG-Alu, PG-steel	10/24	<b>143 4061</b>	12/24	<b>157 2924</b>	17/24	<b>143 4955</b>	16/24	<b>143 4288</b>
4	Alu, Cu	10/24	<b>143 4061</b>	12/29	<b>157 2925</b>	17/24	<b>143 4955</b>	16/24	<b>143 4288</b>
4	Steel, CAP®-Alu, CAP®- Cu, Alu, PG-Alu	10/27	<b>143 4062</b>	-	-	17/27	<b>143 4973</b>	16/27	<b>143 4289</b>
4	Stainless steel, Stinox, PG-Stahl	10/29	<b>143 4064</b>	-	-	17/29	<b>143 4974</b>	16/29	<b>143 4290</b>
4.8	CAP®-Alu, CAP®-Cu	10/29	<b>143 4064</b>	-	-	17/29	<b>143 4974</b>	16/29	<b>143 4290</b>
5 and 4.8	Alu, PG-Alu	10/32	<b>143 4065</b>	-	-	17/29	<b>143 4974</b>	16/29	<b>143 4290</b>
5 and 4.8	Steel, Alu	-	-	12/32	<b>161 8800</b>	17/32	<b>143 4975</b>	16/32	<b>143 4291</b>
5 and 4.8	Stainless steel, Stinox, PG-Stahl	-	-	-	-	17/36	<b>143 4977</b>	16/36	<b>143 4292</b>
6	Alu	-	-	-	-	17/36	<b>143 4977</b>	16/36	<b>143 4292</b>
6	Steel	-	-	-	-	17/40	<b>143 4999</b>	16/40	<b>143 4293</b>
6,4	Alu, PG-Alu	-	-	-	-	17/40	<b>143 4999</b>	16/40	<b>143 4293</b>
6,4	Steel, Alu	-	-	-	-	17/45	<b>143 4860</b>	16/45	<b>143 4300</b>

# ASSIGNMENT NOSEPIECES

## Blind rivet nut hand tools

Description	GBM 10	GBM 40-R	GBM 50	FireFly	Flipper® Plus
<b>NOSEPIECES METRICAL DIMENSION</b>					
Nosepiece M3	145 7095	162 6929	162 6929	143 3995	
Nosepiece M4	143 4777	162 6941	162 6941	143 3994	157 2926
Nosepiece M5	143 4780	162 2548	162 2548	143 3993	157 2927
Nosepiece M6	143 4782	162 2549	162 2549	143 3997	157 2929
Nosepiece M8		162 2552	162 2552		
Nosepiece M10		162 2553	162 2553		
Nosepiece M12		162 2554	162 2554		
<b>NOSEPIECES UNC/UNF DIMENSION</b>					
Nosepiece 6-32 UNC				143 4024	
Nosepiece 8-32 UNC				143 4025	
Nosepiece 10-24 UNC				143 4026	
Nosepiece 1/4"-20 UNF				143 4027	143 4027

# ASSIGNMENT THREADED MANDRELS

## Blind rivet nut hand tools

Description	GBM 10	GBM 40-R	GBM 50	FireFly	Flipper® Plus
<b>THREADED MANDREL METRICAL DIMENSION</b>					
Threaded mandrel M3	145 7096	162 6916	162 6916	143 4002	
Threaded mandrel M4	143 4776	162 6917	162 6917	143 4001	157 3065
Threaded mandrel M5	143 4779	162 2543	162 2543	143 4000	157 3066
Threaded mandrel M6	143 4781	162 2544	162 2544	143 3995	157 3067
Threaded mandrel M8		162 2545	162 2545		
Threaded mandrel M10		162 2546	162 2546		
Threaded mandrel M12		162 2547	162 2547		
<b>THREADED MANDREL UNC/UNF DIMENSION</b>					
Threaded mandrel 6-32 UNC				143 4019	
Threaded mandrel 8-32 UNC				143 4020	
Threaded mandrel 10-24 UNC				143 4021	
Threaded mandrel 10-32 UNF				143 4022	
Threaded mandrel 1/4"-20 UNC				143 4023	143 4023



# CONVERSION KIT FOR BLIND RIVET NUT STUDS

## Blind rivet nut hand tools

Conversion kit for blind rivet nut studs	BRN thread pro- trusion (mm)		FireFly	GBM 40-R	GBM 50
	min.	max.			
<b>M4</b>	<b>8</b>	<b>22</b>	<b>143 4009</b>	<b>162 2556</b>	<b>162 2556</b>
<b>M5</b>	<b>9</b>	<b>22</b>	<b>143 4010</b>	<b>162 2557</b>	<b>162 2557</b>
<b>M6</b>	<b>10</b>	<b>22</b>	<b>143 4011</b>	<b>162 2558</b>	<b>162 2558</b>
<b>M8</b>	<b>12</b>	<b>22</b>	<b>-</b>	<b>162 2560</b>	<b>162 2560</b>

\*A correspondingly extended nosepiece must be used for thread protrusion >22 mm.



GESIPA Blindniettechnik GmbH  
Nordendstraße 13-39  
64546 Mörfelden-Walldorf  
T +49 6105 962 0  
[info@gesipa.com](mailto:info@gesipa.com)  
[www.gesipa.com](http://www.gesipa.com)

