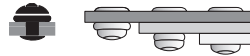
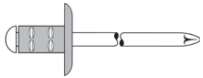


## PolyGrip® blind rivets



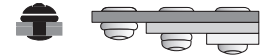
### alu/steel large flange

Rivet body: AlMg 2,5  
Mandrel: Steel, zinc-plated



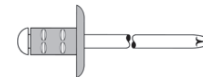
	Rivet body D, x L mm	Grip range mm	Part no.	Quantity per box
<b>3.2 - K 9,5</b> Hole Ø: 3.3 mm	<b>3,2 x 8</b>	0,5 - 5,0	<b>670 0047</b>	P 1.000
	<b>3,2 x 9,5</b>	1,5 - 6,5	<b>670 0055</b>	"
	<b>3,2 x 11</b>	3,0 - 8,0	<b>670 0063</b>	"
<b>4.0 - K 12</b> Hole Ø: 4.1 mm	<b>4 x 10</b>	0,5 - 6,5	<b>670 0128</b>	P 500
	<b>4 x 13</b>	3,5 - 9,5	<b>670 0136</b>	"
	<b>4 x 17</b>	7,0 - 13,0	<b>670 0209</b>	"
<b>4.8 - K 16</b> Hole Ø: 4.9 mm CE	<b>4,8 x 10</b>	0,5 - 6,5	<b>670 0179</b>	P 250
	<b>4,8 x 15</b>	4,5 - 11,0	<b>670 0187</b>	"
	<b>4,8 x 17</b>	6,5 - 13,0	<b>670 0195</b>	"
	<b>4,8 x 25</b>	11,0 - 19,5	<b>670 0233</b>	P 100
	<b>4,8 x 30</b>	16,0 - 24,0	<b>670 0241</b>	"

## PolyGrip® blind rivets



### alu/stainless steel large flange

Rivet body: Alu AlMg 2,5  
Mandrel: Stainless steel A2 –  
no. 1.4541



	Rivet body D, x L mm	Grip range mm	Part no.	Quantity per box
<b>3,2 - K 9,5</b> Hole Ø: 3,3 mm	<b>3,2 x 8</b>	0,5 - 5,0	<b>672 0056</b>	P 1.000
	<b>3,2 x 9,5</b>	1,5 - 6,5	<b>672 0064</b>	"
	<b>3,2 x 11</b>	3,0 - 8,0	<b>672 0072</b>	"
<b>4,0 - K 12</b> Hole Ø: 4,1 mm CE	<b>4 x 10</b>	0,5 - 6,5	<b>672 0110</b>	P 500
	<b>4 x 13</b>	3,5 - 9,5	<b>672 0129</b>	"
	<b>4 x 17</b>	7,0 - 13,0	<b>672 0137</b>	"
<b>4,8 - K 16</b> Hole Ø: 4,9 mm CE	<b>4,8 x 10</b>	0,5 - 6,5	<b>672 0218</b>	P 250
	<b>4,8 x 15</b>	4,5 - 11,0	<b>672 0226</b>	"
	<b>4,8 x 17</b>	6,5 - 13,0	<b>672 0234</b>	"
	<b>4,8 x 25</b>	11,0 - 19,5	<b>672 0242</b>	P 100
	<b>4,8 x 30</b>	16,0 - 24,0	<b>672 0250</b>	"

Material surcharge will be added at a daily rate.

### alu/stainless steel standard

(Dome head)

Rivet body: Alu AlMg 2,5  
Mandrel: Stainless steel A2 –  
no. 1.4541



	Rivet body D, x L mm	Grip range mm	Part no.	Quantity per box
<b>3.2</b> Hole Ø: 3.3 mm	<b>3,2 x 8</b>	0,5 - 5,0	<b>672 0013</b>	P 1.000
	<b>3,2 x 9,5</b>	1,5 - 6,5	<b>672 0021</b>	"
	<b>3,2 x 11</b>	3,0 - 8,0	<b>672 0048</b>	"
<b>4.0</b> Hole Ø: 4.1 mm CE	<b>4 x 10</b>	0,5 - 6,5	<b>672 0080</b>	P 500
	<b>4 x 13</b>	3,5 - 9,5	<b>672 0099</b>	"
	<b>4 x 17</b>	7,0 - 13,0	<b>672 0102</b>	"
<b>4.8</b> Hole Ø: 4.9 mm CE Ü	<b>4,8 x 10</b>	0,5 - 6,5	<b>672 0145</b>	P 500
	<b>4,8 x 15</b>	4,5 - 11,0	<b>672 0153</b>	"
	<b>4,8 x 17</b>	6,5 - 13,0	<b>672 0161</b>	"
	<b>4,8 x 25</b>	11,0 - 19,5	<b>672 0188</b>	P 250
	<b>4,8 x 30</b>	16,0 - 24,0	<b>672 0196</b>	"
<b>6.4</b> Hole Ø: 6.5 mm	<b>6,4 x 15</b>	1,5 - 9,0	<b>672 0269</b>	P 250
	<b>6,4 x 20</b>	6,0 - 14,0	<b>672 0277</b>	"
	<b>6,4 x 25</b>	10,0 - 18,0	<b>672 0285</b>	"

Material surcharge will be added at a daily rate.

### steel/steel standard

(Dome head)

Rivet body: Steel, zinc-plated  
Mandrel: Steel, zinc-plated

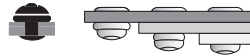


	Rivet body D, x L mm	Grip range mm	Part no.	Quantity per box
<b>3,2</b> Hole Ø: 3,3 mm	<b>3,2 x 8</b>	1,0 - 5,0	<b>671 0018</b>	P 1.000
	<b>3,2 x 9,5</b>	2,0 - 6,5	<b>671 0026</b>	"
	<b>3,2 x 11</b>	3,0 - 8,0	<b>671 0034</b>	"
<b>4,0</b> Hole Ø: 4,1 mm	<b>4 x 10</b>	1,5 - 6,5	<b>671 0077</b>	P 500
	<b>4 x 13</b>	4,5 - 9,0	<b>671 0085</b>	"
	<b>4 x 17</b>	8,5 - 13,0	<b>671 0093</b>	"
<b>4,8</b> Hole Ø: 4,9 mm	<b>4,8 x 10</b>	1,5 - 6,5	<b>671 0131</b>	P 500
	<b>4,8 x 15</b>	6,0 - 11,0	<b>671 0158</b>	"
	<b>4,8 x 17</b>	8,5 - 13,0	<b>671 0166</b>	"
<b>6,4</b> Hole Ø: 6,5 mm	<b>6,4 x 15</b>	2,0 - 8,0	<b>671 0263</b>	P 250
	<b>6,4 x 20</b>	5,0 - 13,0	<b>671 0285</b>	"
	<b>6,4 x 25</b>	10,0 - 18,0	<b>671 0294</b>	P 200

The information on shear and tensile strength,  
rivet pin diameters and the maximum setting  
head diameters can be found on page 41.

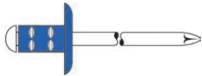


## PolyGrip® blind rivets



### steel/steel large flange

Rivet body: Steel, zinc-plated  
Mandrel: Steel, zinc-plated



	Rivet body D, x L mm	Grip range mm	Part no.	Quantity per box
<b>3.2 - K 9.5</b> Hole Ø: 3.3 mm	<b>3,2 x 8</b>	1,0 - 5,0	<b>671 0042</b>	P 1.000
	<b>3,2 x 9,5</b>	2,0 - 6,5	<b>671 0050</b>	"
	<b>3,2 x 11</b>	3,0 - 8,0	<b>671 0069</b>	"
<b>4.0 - K 12</b> Hole Ø: 4.1 mm	<b>4 x 10</b>	1,5 - 6,5	<b>671 0107</b>	P 500
	<b>4 x 13</b>	4,5 - 9,0	<b>671 0115</b>	"
	<b>4 x 17</b>	8,5 - 13,0	<b>671 0123</b>	"
<b>4.8 - K 16</b> Hole Ø: 4.9 mm	<b>4,8 x 10</b>	1,5 - 6,5	<b>671 0174</b>	P 250
	<b>4,8 x 15</b>	6,0 - 11,0	<b>671 0182</b>	"
	<b>4,8 x 17</b>	8,5 - 13,0	<b>671 0190</b>	"

### A2 stainless steel standard (Dome head)

Rivet body: Stainless steel A2 -  
no. 1.4567  
Mandrel: Stainless steel A2 -  
no. 1.4541



	Rivet body D, x L mm	Grip range mm	Part no.	Quantity per box
<b>3.2</b> Hole Ø: 3.3 mm	<b>3,2 x 8</b>	1,0 - 5,0	<b>673 0019</b>	P 1.000
	<b>3,2 x 9,5</b>	2,0 - 6,0	<b>673 0027</b>	"
	<b>3,2 x 11</b>	3,0 - 8,0	<b>673 0035</b>	"
<b>4.0</b> Hole Ø: 4.1 mm	<b>4 x 10</b>	1,0 - 6,5	<b>673 1007</b>	P 500
	<b>4 x 13</b>	3,0 - 8,0	<b>673 1015</b>	"
	<b>4 x 17</b>	7,0 - 11,0	<b>673 1023</b>	"
<b>4.8</b> Hole Ø: 4.9 mm	<b>4,8 x 10</b>	1,0 - 6,5	<b>673 2032</b>	P 500
	<b>4,8 x 15</b>	5,0 - 10,0	<b>673 2059</b>	"
	<b>4,8 x 17</b>	8,0 - 12,0	<b>673 2067</b>	"
<b>6.4</b> Hole Ø: 6.5 mm	<b>6,4 x 13</b>	2,0 - 6,5	<b>673 3057</b>	P 250
	<b>6,4 x 15</b>	3,5 - 8,5	<b>673 3034</b>	"
	<b>6,4 x 20</b>	7,0 - 12,5	<b>673 3061</b>	P 200

Material surcharge will be added at a daily rate.

### A4 stainless steel standard (Dome head)

Rivet body: stainless steel A4 -  
no. 1.4578  
Mandrel: stainless steel A4 -  
no. 1.4571

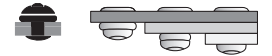


	Rivet body D, x L mm	Grip range mm	Part no.	Quantity per box
<b>3.2</b> Hole Ø: 3.3 mm	<b>3,2 x 11</b>	3,0 - 8,0	<b>678 0035</b>	P 1.000
<b>4.0</b> Hole Ø: 4.1 mm	<b>4 x 10</b>	1,0 - 6,5	<b>678 1007</b>	P 500
<b>4.8</b> Hole Ø: 4.9 mm	<b>4,8 x 10</b>	1,0 - 6,5	<b>678 2032</b>	"
	<b>4,8 x 15</b>	5,0 - 10,0	<b>678 2059</b>	"

Material surcharge will be added at a daily rate.

The information on shear and tensile strength, rivet pin diameters and the maximum setting head diameters can be found on page 41.

## PolyGrip® blind rivets



### Monel® Standard

Rivet body: Nickel-copper-alloy  
Mandrel: Stainless steel A2 - no. 1.4541



	Rivet body D, x L mm	Grip range mm	Part no.	Quantity per box
<b>4,8</b> Hole Ø: 4,9 mm	<b>4,8 x 10</b>	1,0 - 6,5	<b>679 0001</b>	B 500
	<b>4,8 x 15</b>	5,0 - 10,0	<b>679 0002</b>	"
	<b>4,8 x 17</b>	8,0 - 12,0	<b>679 0003</b>	"

Material surcharge will be added at a daily rate.

NEW

#### chart shear and tensile strength

PolyGrip® alu/steel and alu/stainless steel						
Rivet Ø	Shear strength		Tensile strength		Mandrel Ø	Max. head Ø
mm	N	(kp)	N	(kp)	mm	mm standard Large flange
<b>3,2</b>	<b>720</b>	(73)	<b>1.050</b>	(107)	1,8	6,5 9,5
<b>4,0</b>	<b>1.060</b>	(108)	<b>1.680</b>	(171)	2,3	8,0 12,0
<b>4,8</b>	<b>1.500</b>	(163)	<b>2.300</b>	(231)	2,7	9,5 16,0
<b>6,4</b>	<b>2.800</b>	(285)	<b>4.000</b>	(405)	3,65	13,0 -

PolyGrip® steel/steel						
Rivet Ø	Shear strength		Tensile strength		Mandrel Ø	Max. head Ø
mm	N	(kp)	N	(kp)	mm	mm standard Large flange
<b>3,2</b>	<b>1.200</b>	(122)	<b>1.600</b>	(163)	2,1	6,5 9,5
<b>4,0</b>	<b>1.650</b>	(168)	<b>2.400</b>	(245)	2,6	8,0 12,0
<b>4,8</b>	<b>2.400</b>	(245)	<b>3.200</b>	(326)	3,2	9,5 16,0
<b>6,4</b>	<b>4.900</b>	(499)	<b>6.200</b>	(632)	4,25	13,0 -

PolyGrip® stainless steel A2					
Rivet Ø	Shear strength		Tensile strength		Max. head Ø
mm	N	(kp)	N	(kp)	mm
<b>3,2</b>	<b>1.450</b>	(148)	<b>2.300</b>	(235)	6,5
<b>4,0</b>	<b>2.650</b>	(271)	<b>3.600</b>	(367)	8,0
<b>4,8</b>	<b>4.000</b>	(408)	<b>5.000</b>	(510)	9,5
<b>6,4</b>	<b>7.800</b>	(795)	<b>8.800</b>	(897)	13,0

PolyGrip® stainless steel A4					
Rivet Ø	Shear strength		Tensile strength		Max. head Ø
mm	N	(kp)	N	(kp)	mm
<b>3,2</b>	<b>1.450</b>	(148)	<b>2.300</b>	(235)	6,5
<b>4,0</b>	<b>2.650</b>	(271)	<b>3.600</b>	(367)	8,0
<b>4,8</b>	<b>4.000</b>	(408)	<b>5.000</b>	(510)	9,5

Monel®					
Rivet Ø	Shear strength		Tensile strength		Max. head Ø
mm	N	(kp)	N	(kp)	mm
<b>4,8</b>	<b>3.500</b>	(148)	<b>4.500</b>	(235)	9,5

Test procedure according to DIN EN ISO 14589